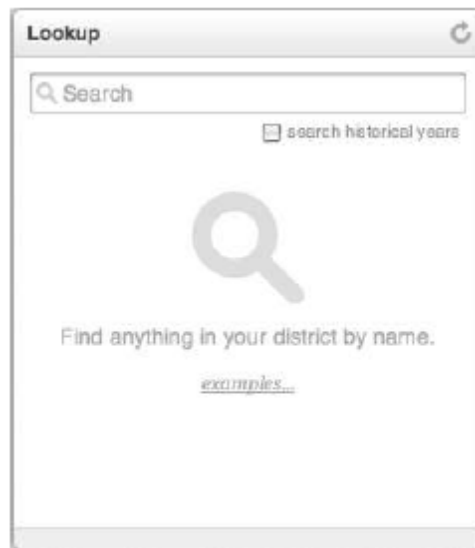




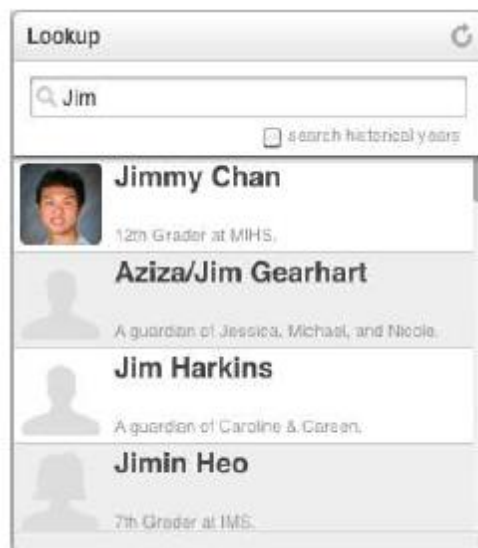
Homeroom Application - Spotighting and Reviewing Student Information

Lookup and Spotlight - Student

The Lookup Widget is on your Dashboard. Search for people, schools, classes, and activities by typing in their name and hitting 'Enter'. To include data from previous school years in your search results, check the box next to 'search historical years'.




Partial name search is supported, for example, searching for “Jim” will return “Jimmy”





Click any result to view its profile view.



Clicking the Spotlight Icon  will launch a Spotlight Tab for the related profile.

Click the Back Button  in the widget toolbar to return to the list of results.

Click the Refresh Button , or simply enter a new search term, to start a new search.

Lookup  

 **John A. Avila**

PERSONAL INFO

BIRTHDATE January 1

GENDER M

CONTACT INFO

EMAIL someone@somewhere.net

ROLES

 STUDENT *12th Grader at SDS in 05/06*



Schedule – Student

The Schedule Widget appears on a Student’s Spotlight Tab. It displays the Student’s schedule for the current school year.


Classes are shown by grading term and period. Depending on the time in the school year, grades will be shown. Grades are shown under classes. The top grades, in a given period, are credit earning grades. The lower grades are status reporting grades.

Schedule	
Semester 1	Semester 2
1st Period	CLASS 347 (SDS001.01)
Grade: A	Grade: A
Grade: A	Grade: A
Grade: A	Grade: A
2nd Period	CLASS 307 (SDS001.01)
Grade: B+	Grade: B-
Grade: A-	Grade: B
Grade: B	Grade: B-
3rd Period	CLASS 388 (SDS001.01)

Schedule – Student (continued)

Click the Calendar Button  in the widget toolbar to select a previous school year.

Click the Refresh Button  to return to the current year.

Click the Fullscreen Button  to view the schedule in a new browser window.

Click the Print Button  to print the student's entire schedule history.

Click a class cell in the chart for a Quick Profile of that class’ details




The screenshot shows a software interface with a 'Profile' tab on the left and a 'Schedule' tab on the right. The 'Profile' tab is active, displaying a search window for 'Class 307'. The search results show a house icon, the class name 'Class 307', and a search icon. Below this, it says 'School 5 Classroom 1 in 2008 / 2009'. A section titled 'OTHER INFORMATION' contains the following details:

CLASS CODE	SDS001/01
LOCATION	Classroom 1
SCHEDULE	Period 1 M-F
START DATE	09/02/2008
END DATE	06/19/2009
AVAILABLE	

The 'Schedule' tab shows a list of classes for 'Semester 1'. The class 'CLASS 307 (SDS001/01)' is highlighted in blue. Other classes listed include CLASS 347 (SDS001/01) with a grade of A, and CLASS 388 (SDS001/01).

Note: If you scroll down using the scroll bar, you will see more information about the class. You will also see a list of the students enrolled in this class and will be able to Spotlight any student here.

If you click the Spotlight Icon  you will get the class details to include the teacher and all students enrolled in the class currently



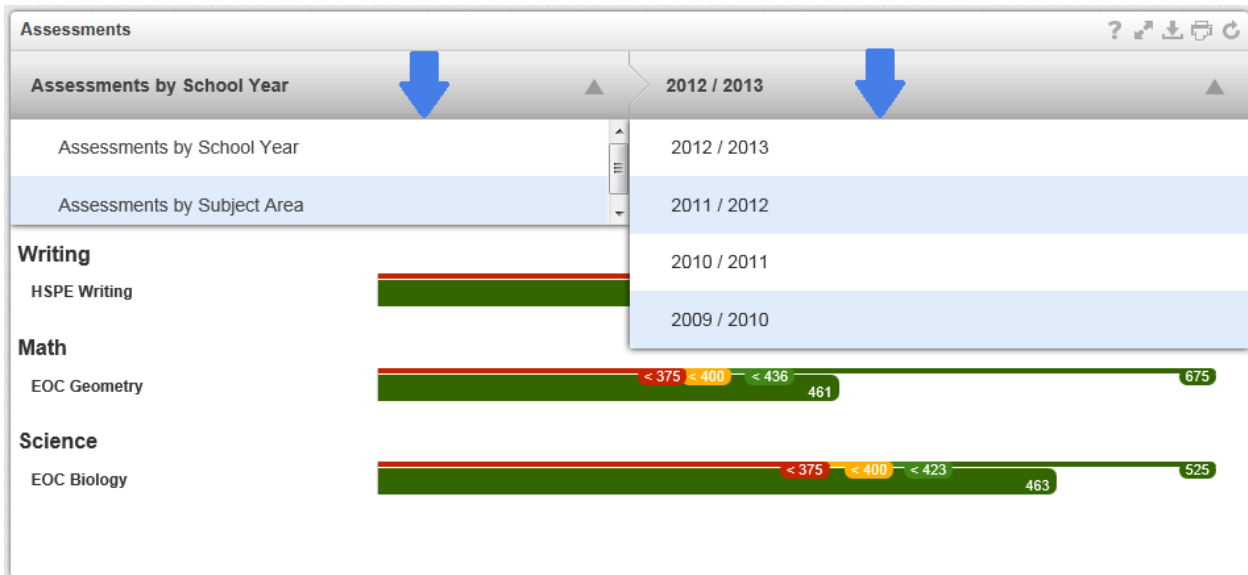
Assessments – Student

The Assessment Widget on the Student Spotlight Tab shows that the student's assessment history.

Assessments can be viewed by school year or by subject area.



The upper left selector is where you choose to view either “Assessments by School Year” or “Assessments by Subject Area”. Make a choice here, and then choose either the specific year or subject area you are interested in, from the upper right-hand selector.





Assessments – Student (continued)

The student's score is shown as a horizontal bar. The performance levels, and their threshold scores, appear above each bar.



Assessments are listed by subject. Assessment's in bold have strands (sub-assessments)

Assessments ? ↗ ⬇️ 🖨️ ↻

Assessments by Subject Area ▼ **Math** ▼

2012 / 2013	
EOC Geometry	
2011 / 2012	
EOC Algebra	
2010 / 2011	
MSP Math Gr 8 ←	
2009 / 2010	
MSP Math Gr 7	



Assessments – Student (continued)

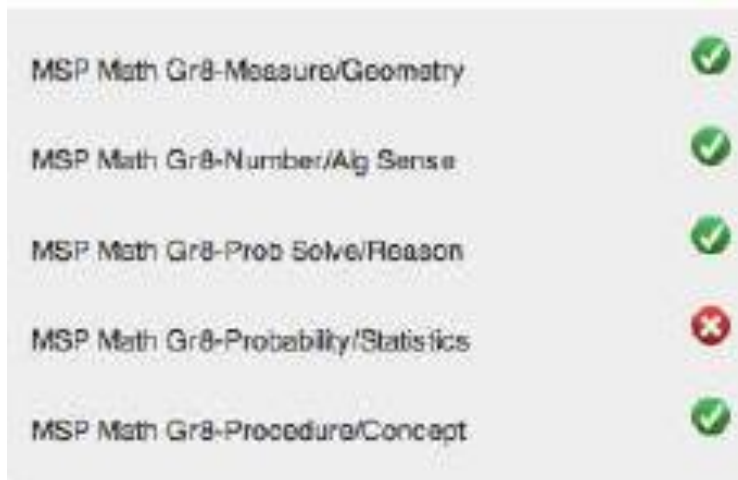
Click the assessment’s name to expand the list of strands.



You can click on each Assessment. If there is a strand associated to the assessment, it will display.

"Met/Not Met" Assessments and Strands:

If an assessment (or strand) is scored Met/Not Met, the results are indicated by a green check icon for "Met" or a red X icon for "Not Met".



Click the Print Button in the Widget Toolbar to print the student's assessment history. Click the Download Icon to save the Student's assessment history as a CSV File.



Attendance History - Student

The Attendance Widget is found on the Student Spotlight Tab. It displays the student's attendance history for each class and every school day.

For a given day, the attendance record is indicated by the following icons:

- - Student was tardy.
- - Student was absent.

Click a tardy or absent icon for a Quick Profile of the class.

If there is no icon, the student was in class that day.

The screenshot shows the 'Attendance History 2012 / 2013' widget. On the left, a table shows attendance for dates 4/11, 4/12, and 4/13. The 1st Period row has 'T' (tardy) icons for 4/11 and 4/12. A central pop-up window displays the class profile for 'Science Gr9/10/11' at Skamania High School, including class code (SCI163/388), location, schedule (Period 4: MTWRF), start date (01/26/2013), and end date (06/14/2013). On the right, a calendar grid shows attendance from 4/24 to 5/6. The 1st Period row has 'T' on 4/25 and 5/1, and 'A' (absent) on 5/2, 5/3, and 5/6. The 4th and 5th Period rows have 'A' on 4/24 and 5/2.

Click the Calendar Button in the widget toolbar to select a previous school year.

Click the Refresh Button to return to the current year.

Click the Full screen Button to view the attendance in a new browser window.

Click the Print Button to print the student's entire attendance history.



Discipline History – Student

The Discipline History Widget is on any Student Spotlight Tab. It lists the titles, dates, descriptions, and resulting actions of the student's offenses.


The widget shows the current school year by default.

The screenshot shows a window titled "Discipline History" with a toolbar containing a calendar icon, a print icon, and a refresh icon. The main content area lists two discipline incidents:

Incident Title	Date	Description	Action
TOBACCO	2011-11-08	Information regarding the discipline issue.	SATURDAY SCHOOL
HABITUAL TARDIES	2012-04-24	Information regarding the discipline issue.	TUESDAY SCHOOL

Click the Calendar Button  in the widget toolbar to select a previous school year.


Click the Refresh Button  to return to the current year.


Click the Print Button  to print the student's entire discipline history.



Enrollments – Student

The Enrollments Widget is on the Student Spotlight Tab. It shows the student's enrollment history within the district.

Click the Print Button  to print the student's entire enrollment history.



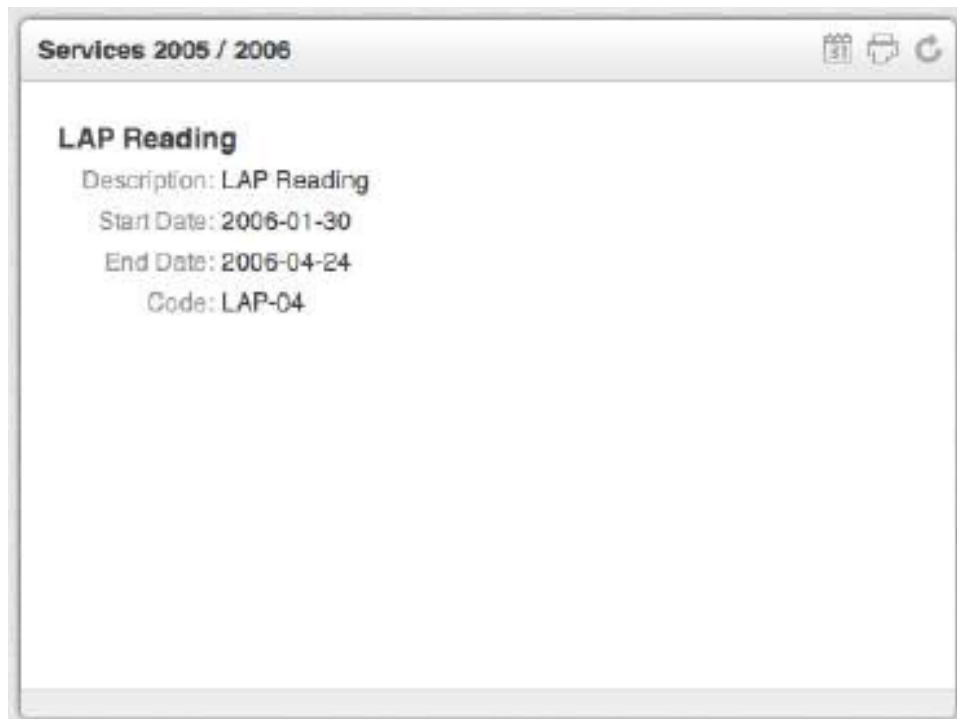
The screenshot shows a window titled "Enrollments" with a print icon and a refresh icon in the top right corner. The window contains two enrollment records:

- School 9**
 - Type: School
 - Start Date: 2011-09-06
 - Stop Date: Currently Enrolled
 - Reason:
 - Notes: Reason for stopping enrollment
- School 8**
 - Type: School
 - Start Date: 2009-09-02
 - Stop Date: 2011-06-20
 - Reason: CFM XFR IN DIST
 - Notes: Reason for stopping enrollment




Services – Student

The Services Widget is on the Student Spotlight Tab. It lists the services provided to the student for the current or most recent school year. These services could include Special Education, Section 504, Title 1, LAP, etc.



Click the Calendar Button  in the Widget Toolbar to select a previous year.

Click the Print Button  to print the student's entire services history.

Click the Refresh Button  to return to the current year.