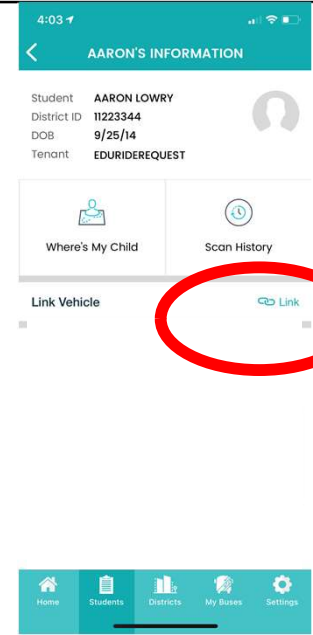
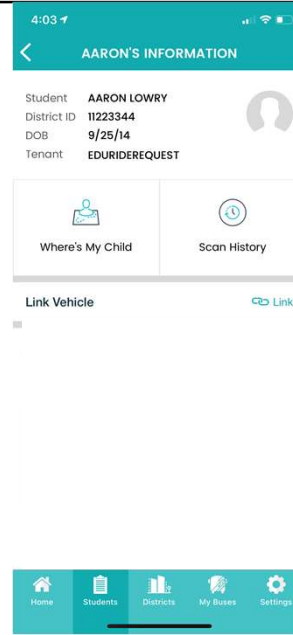




# EDULOG Parent Portal Lite with Student Ridership

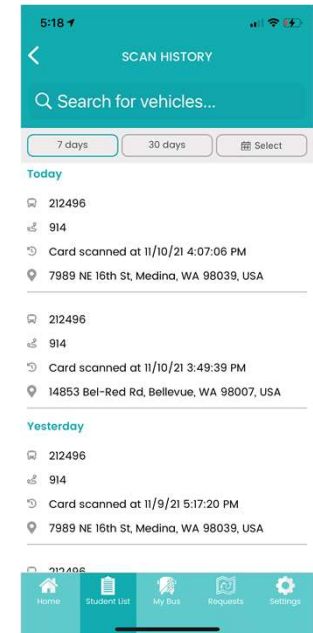
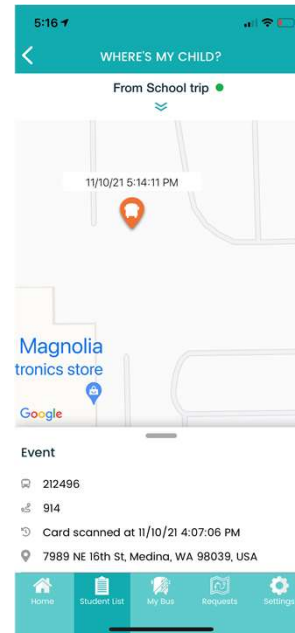
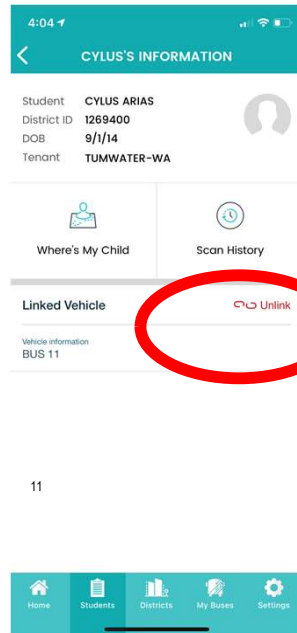
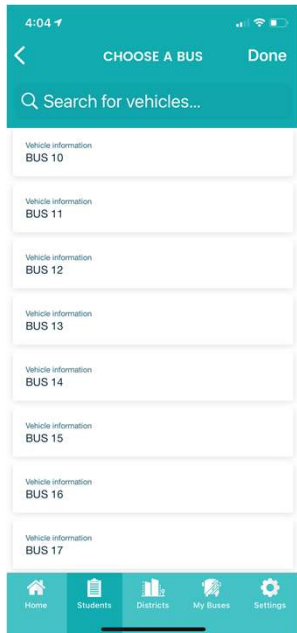


November, 2021

If your student is scanning on or off the bus, you can access your student's information on the STUDENTS tab. Press the student's name to get more information.

Two options provide information about a student's location when he or she scans the ridership card: Where's My Child and Scan History

You can also Link a vehicle for your student by pressing the "Link" prompt .....



...and then choosing the appropriate bus.

If needed, you can also unlink the bus and select a different bus in the same way.

The WHERE'S MY CHILD tile takes you to a map showing the current location of a linked bus and the date/time and address of the most recent Scan.

The SCAN HISTORY shows each time/location/bus where your child scanned his or her card.