

Black Lake Elementary

67
kindergartners

Demographics

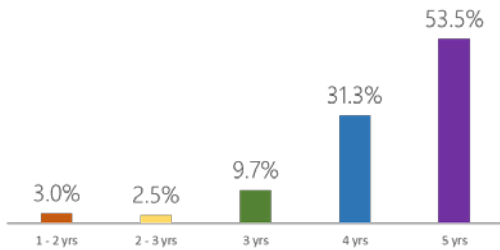
23 female
44 male

2 Black
8 Hispanic
3 Two or more races
54 White

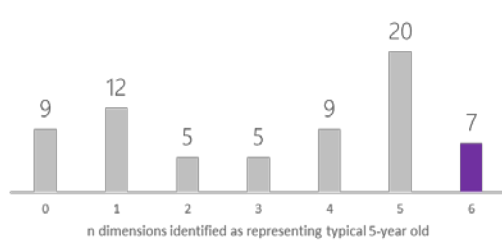
Programs

21 Low-income
10 Special education
3 English learners

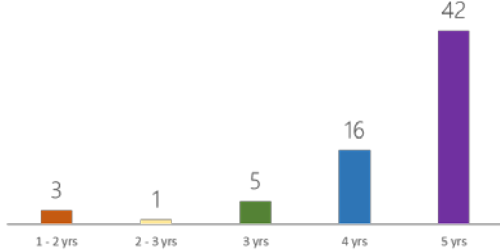
Percent developmental level assigned
All students | All dimensions



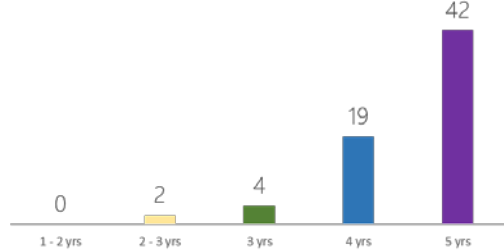
Kindergarten ready
n students



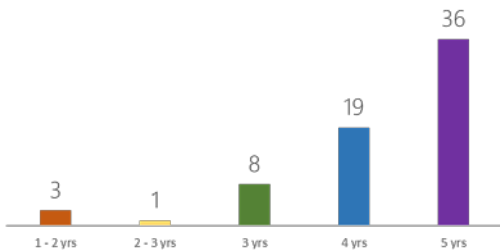
Social emotional
n students by developmental level



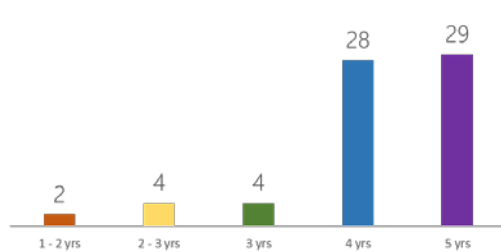
Physical
n students by developmental level



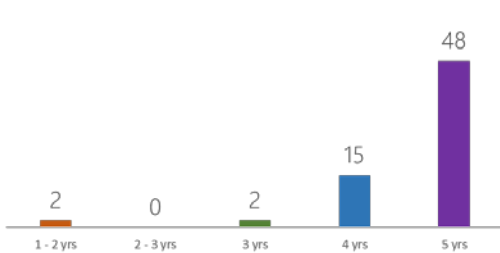
Language
n students by developmental level



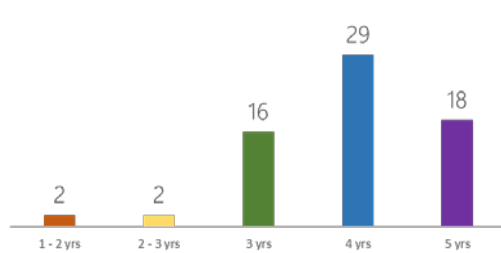
Cognitive
n students by developmental level



Literacy
n students by developmental level



Mathematics
n students by developmental level



East Olympia Elementary

83
kindergartners

Demographics

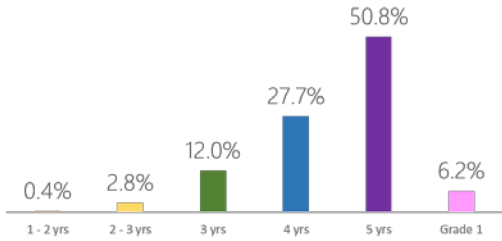
42 female
41 male

1 American Indian
3 Asian
15 Hispanic
8 Two or more races
56 White

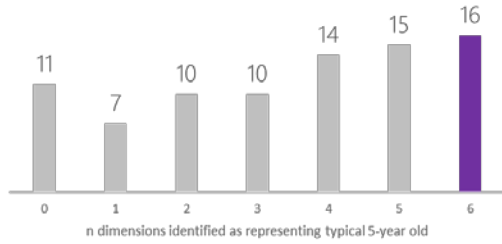
Programs

22 Low-income
2 Special education
4 English learners

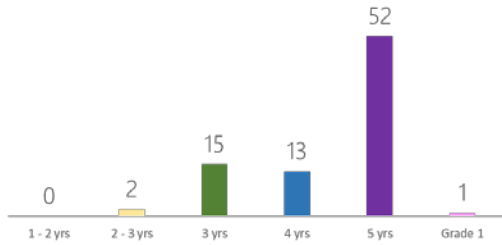
Percent developmental level assigned
All students | All dimensions



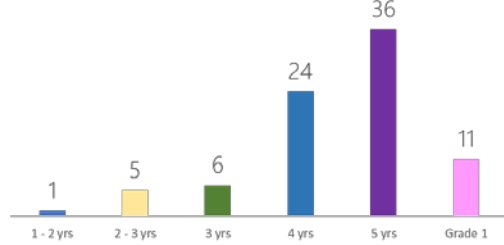
Kindergarten ready
n students



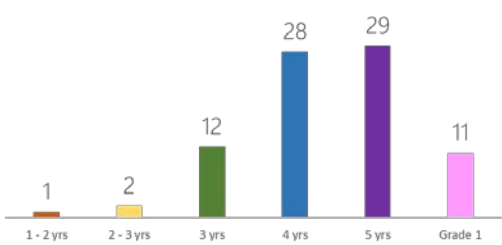
Social emotional
n students by developmental level



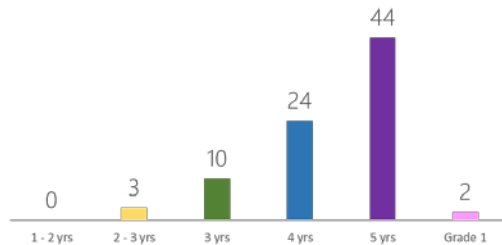
Physical
n students by developmental level



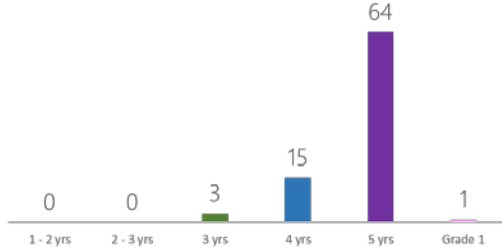
Language
n students by developmental level



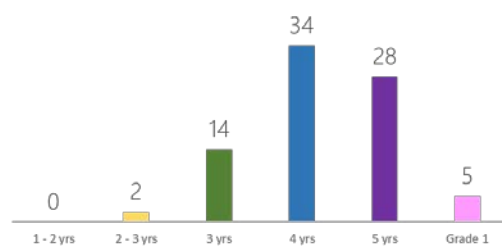
Cognitive
n students by developmental level



Literacy
n students by developmental level



Mathematics
n students by developmental level



Littlerock Elementary

47
kindergartners

Demographics

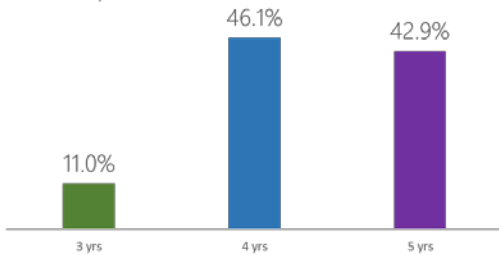
21 female
26 male

2 Asian
4 Hispanic
3 Two or more races
38 White

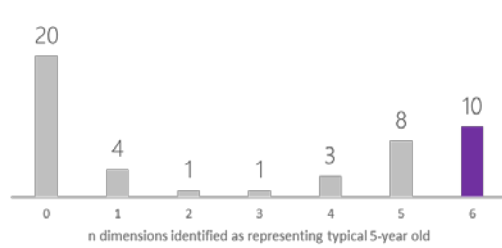
Programs

18 Low-income
4 Special education
1 English learners

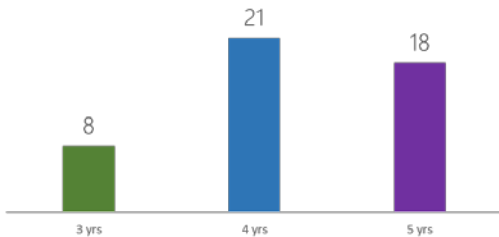
Percent developmental level assigned
All students | All dimensions



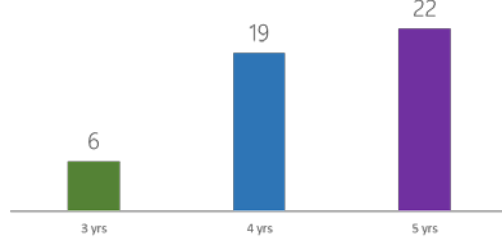
Kindergarten ready
n students



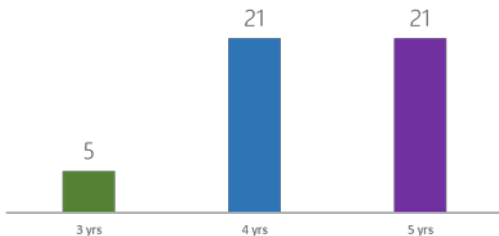
Social emotional
n students by developmental level



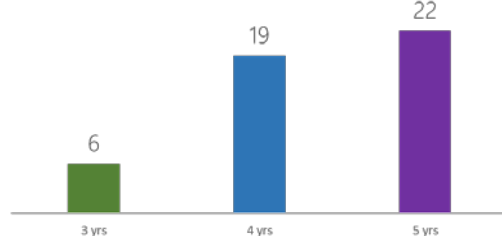
Physical
n students by developmental level



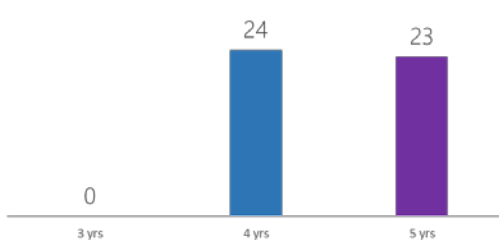
Language
n students by developmental level



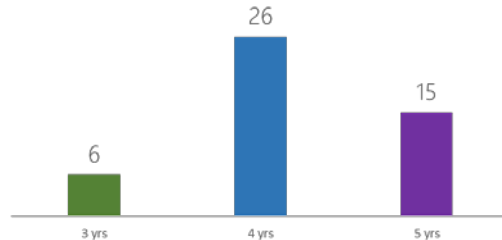
Cognitive
n students by developmental level



Literacy
n students by developmental level



Mathematics
n students by developmental level



Michael T. Simmons Elementary

106
kindergartners

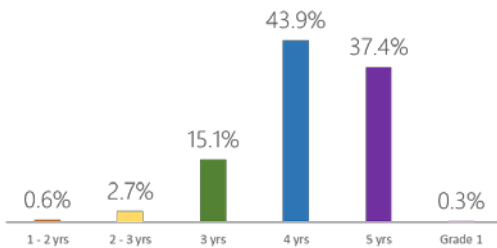
Demographics

45 female
61 male
6 Asian
2 Black
16 Hispanic
1 Pacific Islander
13 Two or more
races
68 White

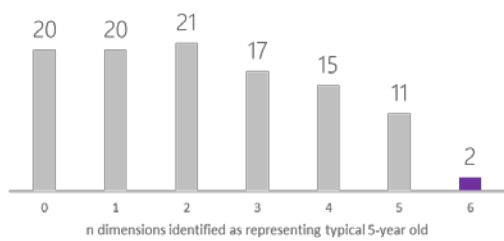
Programs

33 Low-income
14 Special education
7 English learners

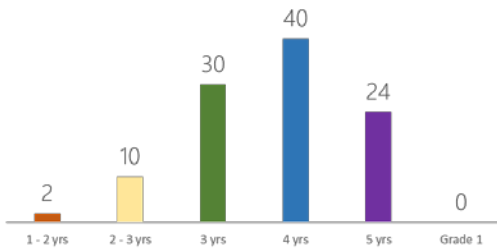
Percent developmental level assigned
All students | All dimensions



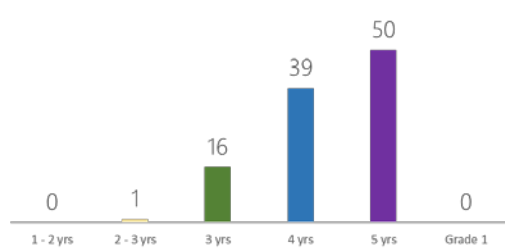
Kindergarten ready
n students



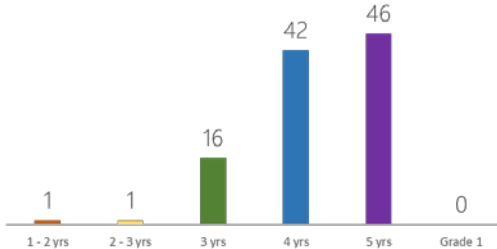
Social emotional
n students by developmental level



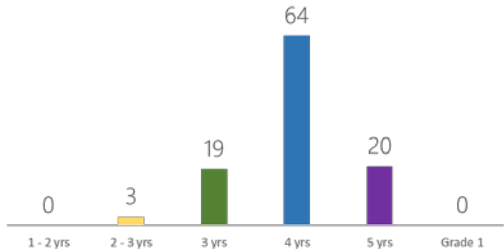
Physical
n students by developmental level



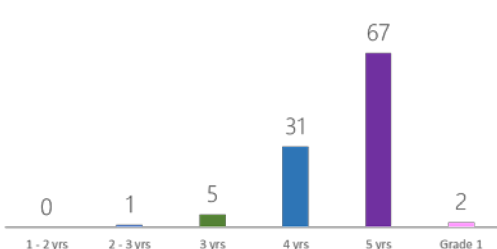
Language
n students by developmental level



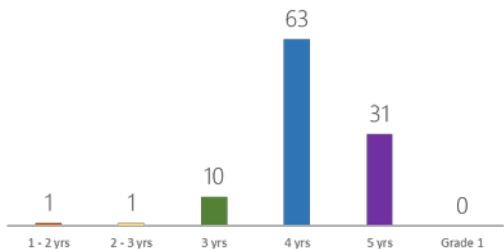
Cognitive
n students by developmental level



Literacy
n students by developmental level



Mathematics
n students by developmental level



110

kindergartners

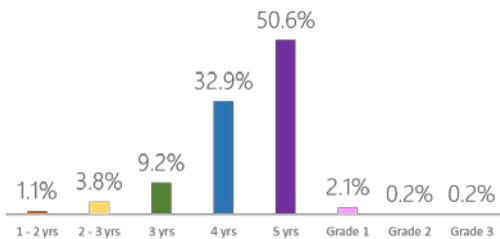
Demographics

53 female
 57 male
 1 American Indian
 2 Asian
 1 Black
 15 Hispanic
 1 Pacific Islander
 17 Two or more races
 73 White

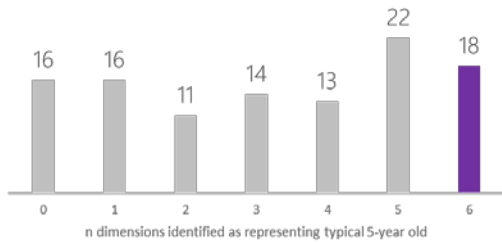
Programs

45 Low-income
 9 Special education
 5 English learners

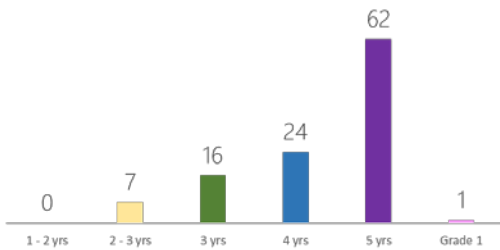
Percent developmental level assigned
 All students | All dimensions



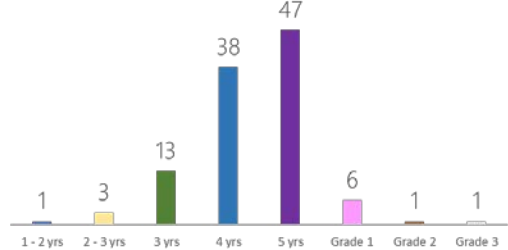
Kindergarten ready
 n students



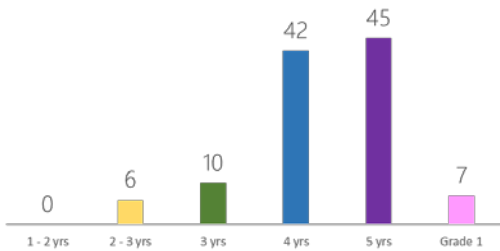
Social emotional
 n students by developmental level



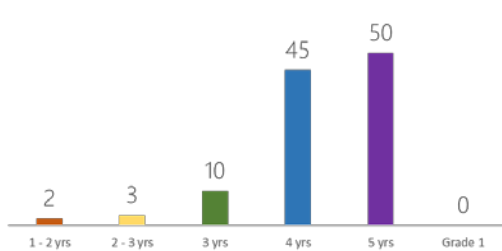
Physical
 n students by developmental level



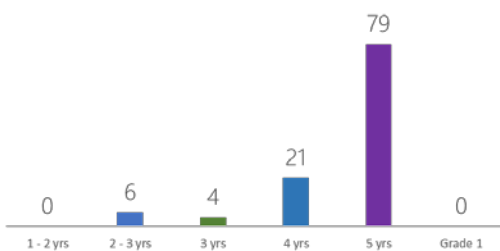
Language
 n students by developmental level



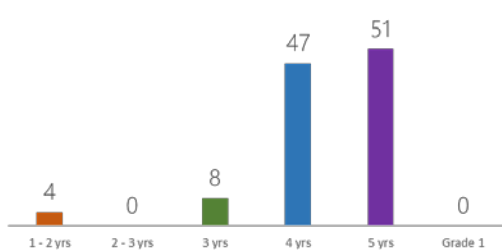
Cognitive
 n students by developmental level



Literacy
 n students by developmental level



Mathematics
 n students by developmental level



Tumwater Hill Elementary

73
kindergartners

Demographics

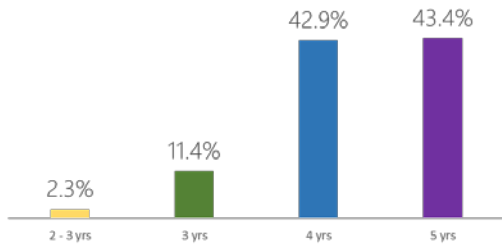
33 female
40 male

7 Asian
1 Black
10 Hispanic
12 Two or more
races
43 White

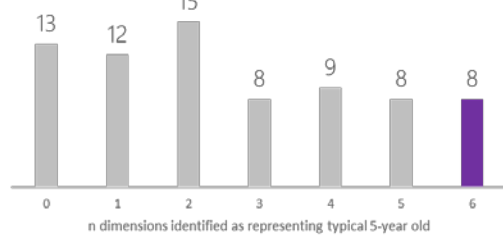
Programs

13 Low-income
8 Special education
5 English learners

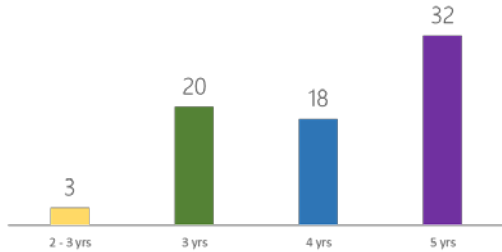
Percent developmental level assigned
All students | All dimensions



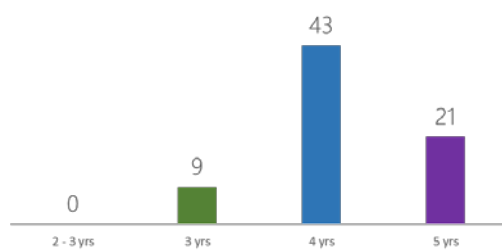
Kindergarten ready
n students



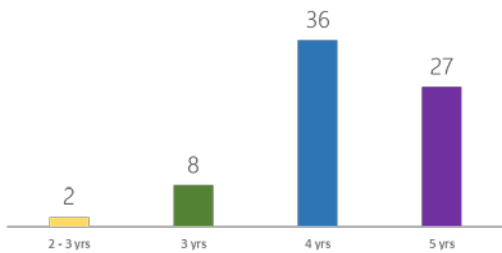
Social emotional
n students by developmental level



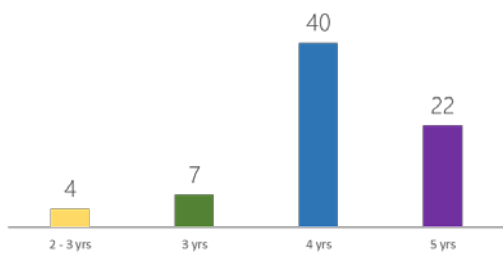
Physical
n students by developmental level



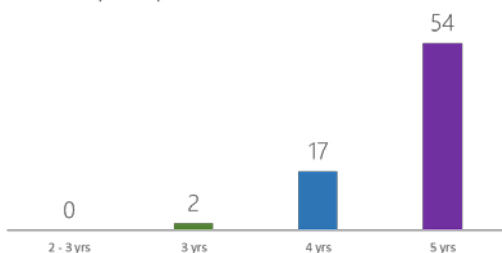
Language
n students by developmental level



Cognitive
n students by developmental level



Literacy
n students by developmental level



Mathematics
n students by developmental level

